








## RD86-Q1 QR code and barcode scanner






RD86-Q1 is a high integration and high performance scanner. The barcode and QR code formats that can be recognized are QR Code, Data Matrix, PDF417, maxicode, Aztec, hanxin, EAN, UPC, Code 39, Code 93, Code 128, UCC/EAN 128, Code 11, Codabar, Interleaved 2 of 5, Standard 25, MSI-Plessey, GS1 Databar, Industrial 25, Matrix 2 of 5.

### Specifications :

Code Scan Mode	640*480 CMOS
Read 2D Code Type	QR Code, Data Matrix, PDF417,maxicode,Aztec,hanxin
Read 1D Code Type	EAN, UPC, Code 39, Code 93, Code 128, UCC/EAN 128, Codabar, Interleaved 2 of 5, Standard 25, MSI-Plessey, GS1 Databar, Industrial 25, Matrix 2 of 5
Scanning angle	Intersection angle 360°, Elevation $\pm 55^\circ$ , Deflection angle $\pm 55^\circ$
Viewing Angle	Inclination 60°, Elevation 46°
Interface	USB
Status Indicator	LED & Beeper
Operating Temperature	-10°C ~ 60°C
Environmental Light	0~100,000 LUX
Power	USB 5V
Size(mm)	125 x 86 x 89 mm





## Function code : Scan function to configure RD86

Configuration	
	Factory Default Configuration
	Setup code ON (Default)
	Setup code OFF
	USB keyboard mode (Default)
	USB COM mode
	Time between two read. Default:0.5sec, Unit:0.1sec, Range:0~9.9sec Ex: Set 0.5sec, first scan the command code, then scan the “0” and “5” bar code in the Digital Setting Code
	Time interval for the same code read Default:0.5sec, Unit:0.1sec, Range:0~9.9sec Ex: Set 0.5sec, first scan the command code, then scan the “0” and “5” bar code in the Digital Setting Code

Light & Beep	
	Light auto turn on when read (Default)
	Light always ON
	Light always OFF
	Silent mode ON
	Silent mode OFF (Default)

	Volume level : High (Default)
	Volume level : Middle
	Volume level : Low
	Decoding successful prompt tone ON (Default)
	Decoding successful prompt tone OFF
	Starting up prompt tone ON (Default)
	Starting up prompt tone OFF

Keyboard output	
	Normal keyboard (Default)
	All uppercase
	All lowercase
	Case conversion
	Data code format: GBK (Default)
	Data code format: Unicode

	Terminator character: None (Default)
	Terminator character: # &CR LF
	Terminator character: %CR
	Terminator character: TAB

## Keyboard layout :

Scan following code to change keyboard layout.



\*American English(Default)



Belgium



Finland



Germany



France



Italy



Sweden



UK



Denmark



Spain



Norway



Portugal



Turkey F



Turkey Q



Japan



Russia

## Digital Setting Code :



0



1



2



3



4



5



6



7



8



9