

Install and Operation Instructions SYRDT5-B/T5-K Display Reader



SYRIS Technology Corp.

ADD : 12F, No. 12, Sec. 1, Taijunggang Rd.

Taichung, Taiwan (403)

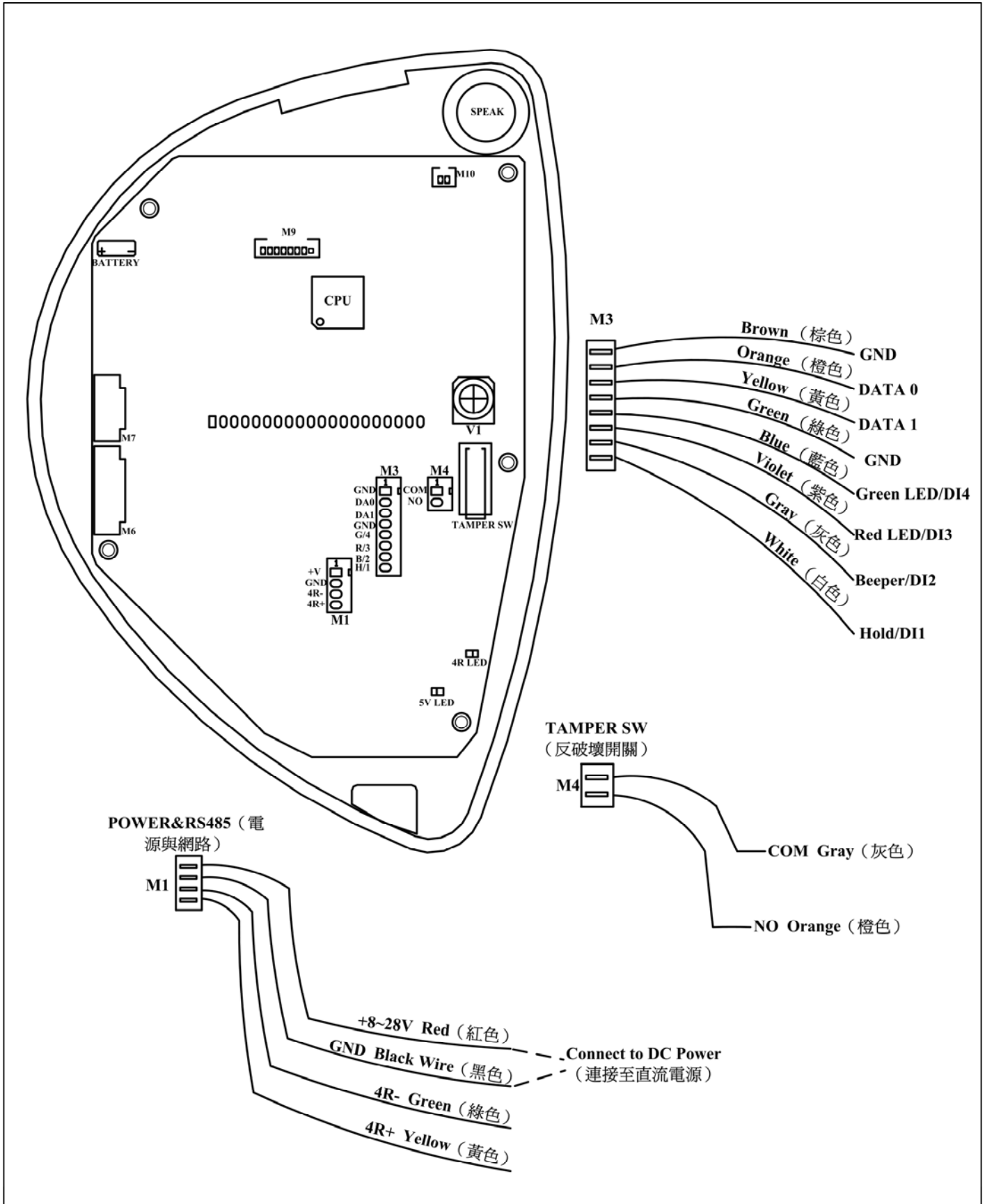
TEL : +886-4-2207-8888

FAX : +886-4-2207-9999

E-Mail : service@syris.com

Website : <http://www.syris.com>

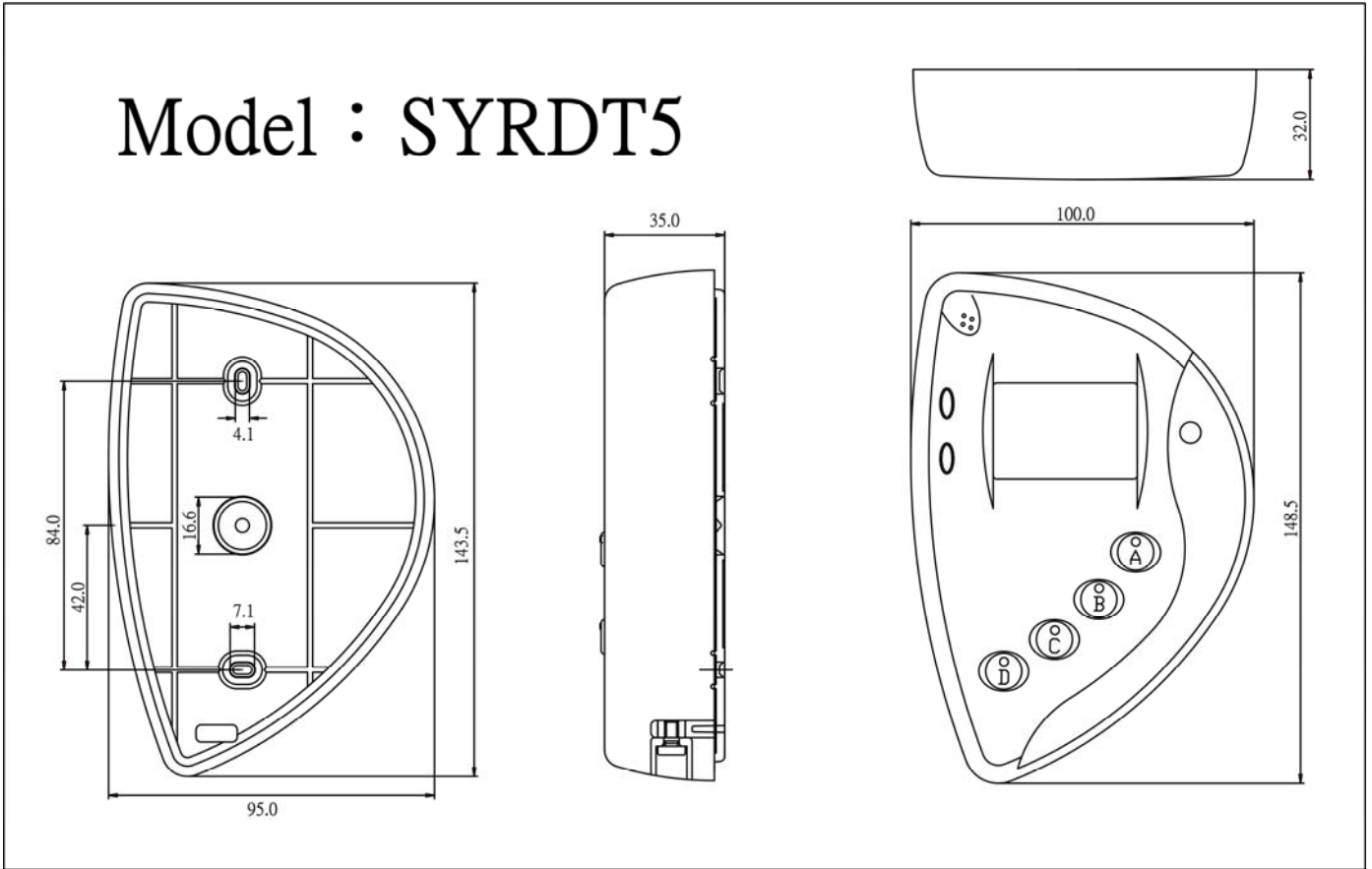
SYRDT5-B/T5-K WIRING DIAGRAM



- * Power supply should be regulated linear power supply.
- * Your system must have a single earth ground point.
- * The shield must run continuous throughout the installation.

SYRDT5-B MOUNTING PLATE

Model : SYRDT5



SYRDT5-B/T5-K Display Reader Specification

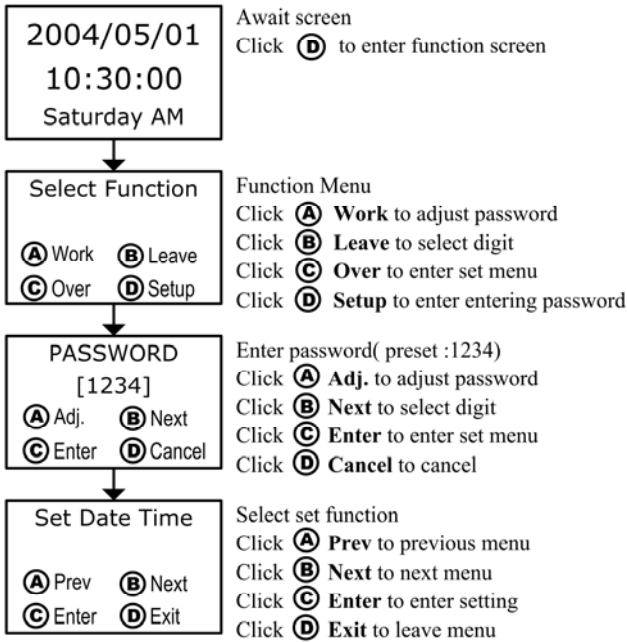
Items / Specs	SYRDT5-B	SYRDT5-B-M1
Frequency	125KHz	13.56MHz
Card (Transponder)	TEMIC/EM compatible	MIFARE®
Read range*	2cm ~ 10cm	2cm~8cm
Card read time	0.2sec(typical)	
Indicator	3 LED	
Speaker output	Speaker maximum 0.5 W	
LCD display	128 x 64 Dot (16 x 4 Char) LCD with backlight	
Keypad input (with backlight)	4 key keypad	
Input Points	4 voltage free	
Output interface	RS485 formats and Wiegand™ formats	
Wiegand™ formats	Wiegand™ 26 bits 、 34 bits 、 42 bits formats	
Baud rate	19,200 bps (4,800 、 9,600 、 19,200 、 38,400 、 57,600 、 115,200 、 230,400)	
Color	Gray / Blue , Green / Red , Yellow / Dark green	
Operating temperature	-20 °C to 55 °C	
Storage temperature	-30 °C to 70 °C	
Power supply input	8V to 20V DC	
Power consumption	0.5 W to 2 W	
Dimensions (mm)	99.6 W x 150.85 H x 30.75 D	

* This specification is preliminary and is subject to change without prior notice

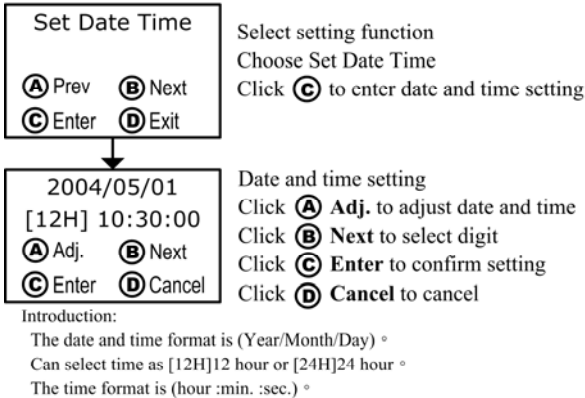
* Reading range is subject to card type, site interference and antenna specs for more information

SYRDT5 Reader Operating Guide

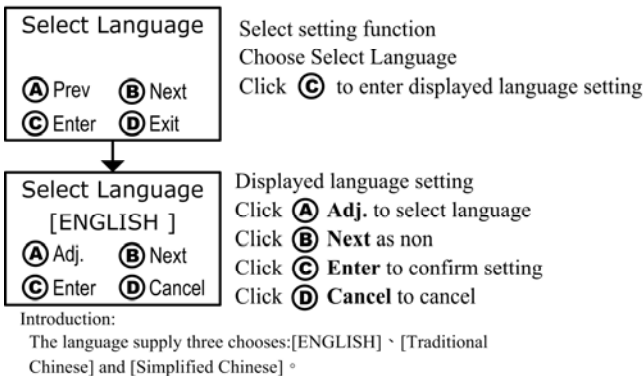
Enter Set Menu



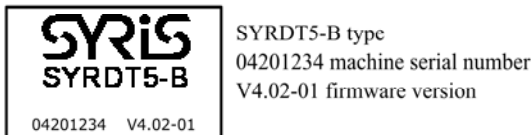
Set Date and Time



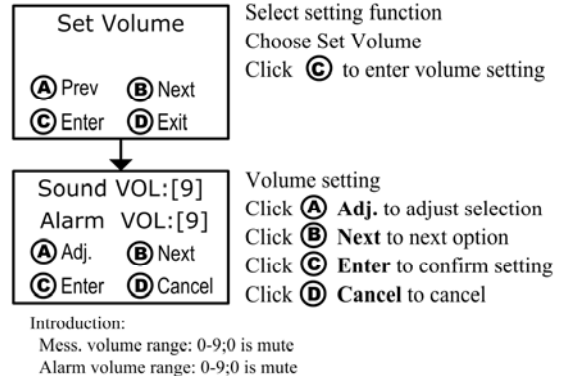
Set Displayed Language



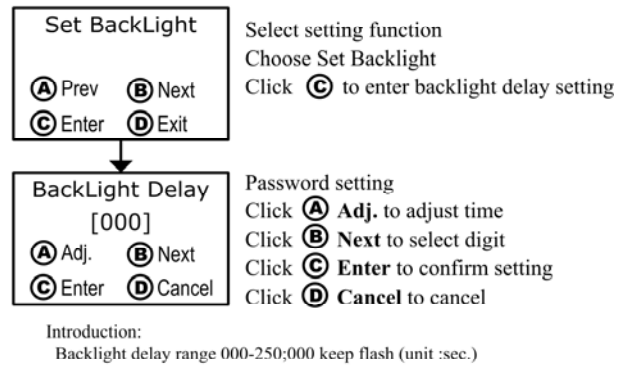
Machine Version Info.



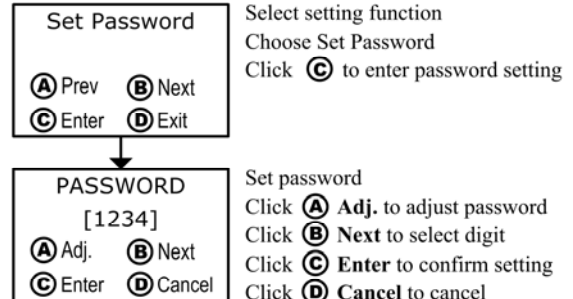
Set Volume



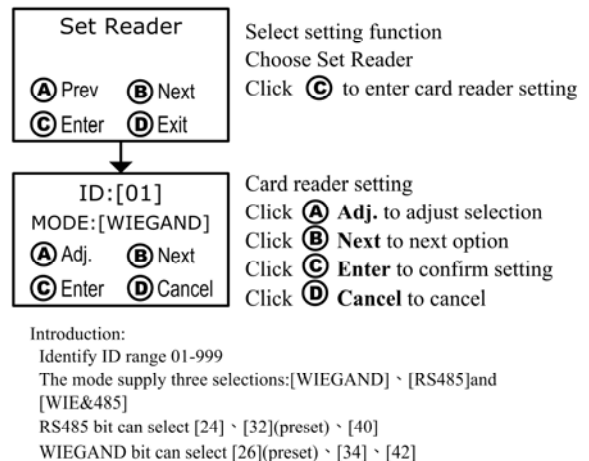
Set Backlight Delay Time



Set Password

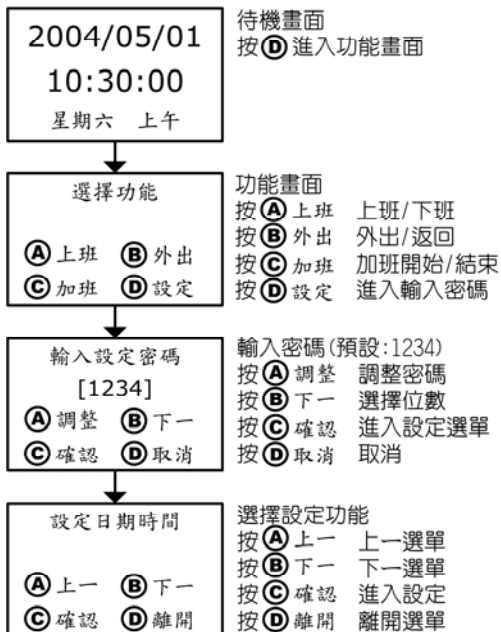


Set Card Reader

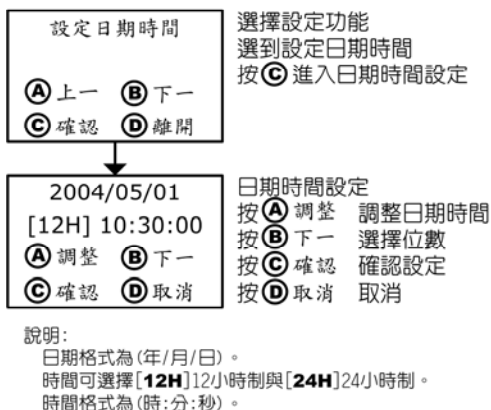


SYRDT5 讀卡機操作說明

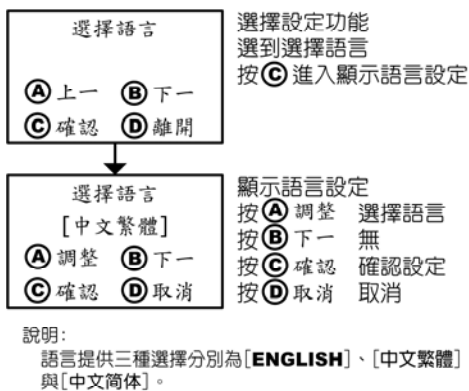
進入設定選單



設定日期時間



設定顯示語言

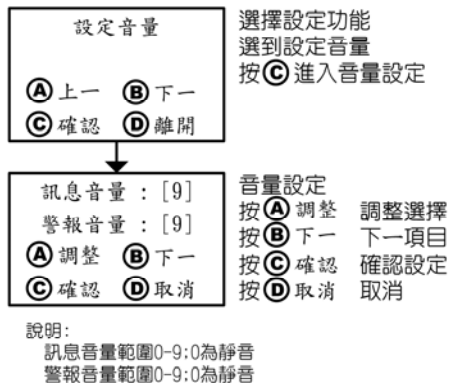


機器版本資訊

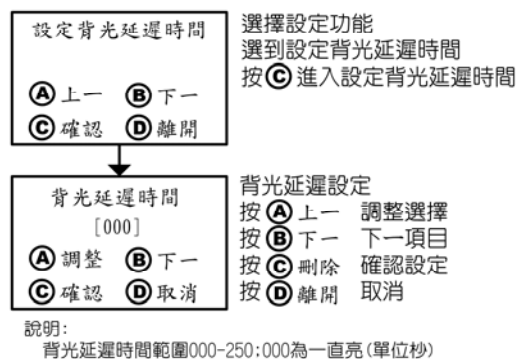


SYRDT5-B 為型號
04201234 為機器序號
V4.02-01 為韌體版本

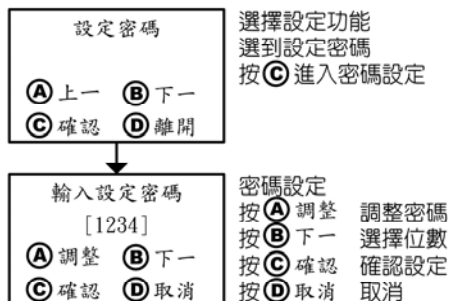
設定音量



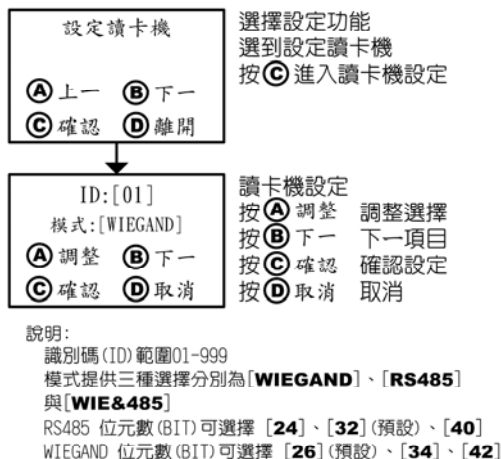
設定背光延遲時間



設定密碼

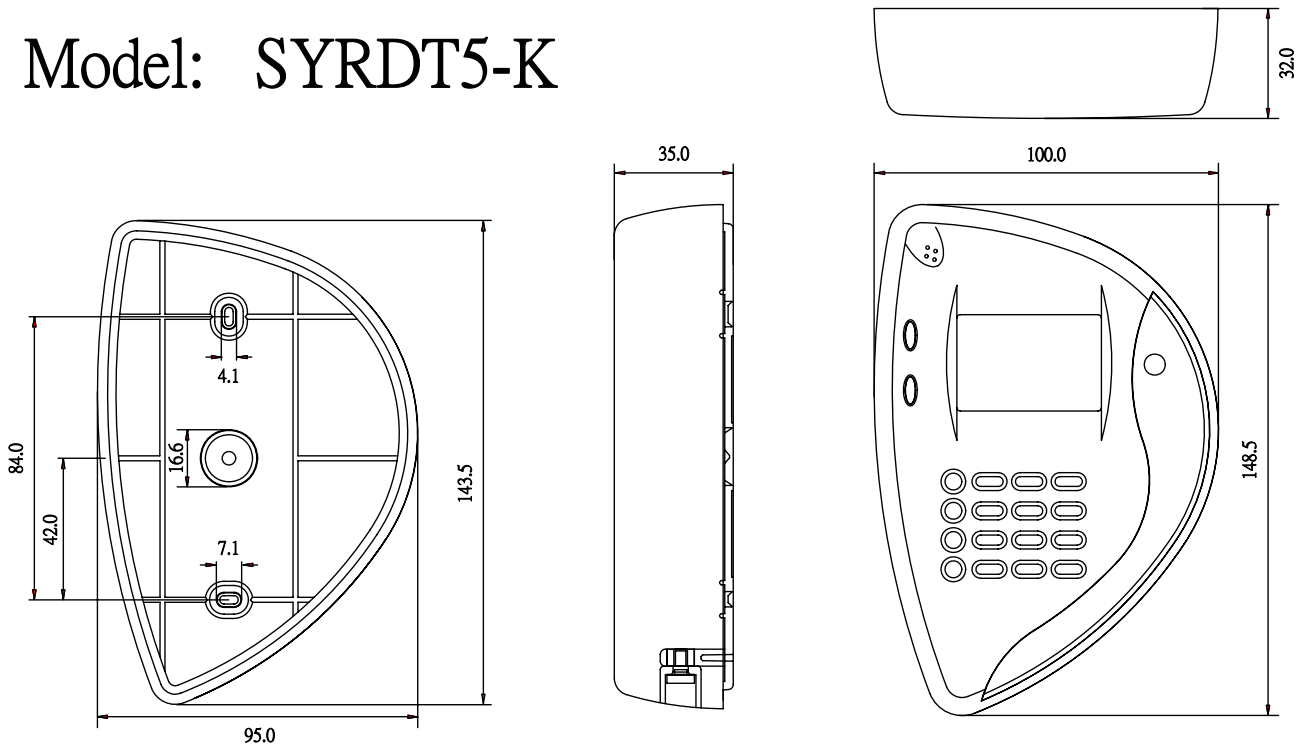


設定讀卡機



SYRDT5-K MOUNTING PLATE

Model: SYRDT5-K



SYRDT5-B/T5-K Display Reader Specification

Items / Specs	SYRDT5-K	SYRDT5-K-M1
Frequency	125KHz	13.56MHz
Card (Transponder)	TEMIC/EM compatible	MIFARE®
Read range*	2cm ~ 10cm	2cm~8cm
Card read time	0.2sec(typical)	
Indicator	3 LED	
Speaker output	Speaker maximum 0.5 W	
LCD display	128 x 64 Dot (16 x 4 Char) LCD with backlight	
Keypad input (with backlight)	16 key keypad	
Input Points	4 voltage free	
Output interface	RS485 formats and Wiegand™ formats	
Wiegand™ formats	Wiegand™ 26 bits 、 34 bits 、 42 bits formats	
Baud rate	19,200 bps (4,800 、 9,600 、 19,200 、 38,400 、 57,600 、 115,200 、 230,400)	
Color	Gray / Blue , Green / Red , Yellow / Dark green	
Operating temperature	-20 °C to 55 °C	
Storage temperature	-30 °C to 70 °C	
Power supply input	8V to 20V DC	
Power consumption	0.5 W to 2 W	
Dimensions (mm)	99.6 W x 150.85 H x 30.75 D	

* This specification is preliminary and is subject to change without prior notice

* Reading range is subject to card type, site interference and antenna specs for more information

SYRDT5-K Reader Operating Guide -1

Setup Menu

2004/05/01
10:30:00
Saturday AM.

Click **D** under the Standby mode to enter the "Main Menu"

Select Function

A Work **B** Leave
C Over **D** Setup

A Start / Finish Work
B Leave / Back for Duty
C Start / Finish overtime
D Setup
Click **D** again to enter login mode

Password
[0000]

CLR Cancel **EN** Enter

Enter the password (Default password is 1234)
click **EN** to Login or click **CLR** to cancel

Set Date Time

Set Date Time

CLR Cancel **EN** Enter

Click **▲▼** to switch options
Click **EN** to enter
Click **CLR** to cancel

2004/05/01
[12H] 10:30:00

CLR Cancel **EN** Enter

Set with number key
Click **EN** to switch the field
Use **▲▼** to change form
Click **EN** to confirm

Note:

The form of date is (year/month/day)
You can choose [12H] 12hrs form and [24H] 24hrs form.
The form of time is (hr:min:sec)

Select Language

Select Language

CLR Cancel **EN** Enter

Click **▲▼** to switch options
Click **EN** to enter
Click **CLR** to cancel

Select Language
[Traditional Chinese]

CLR Cancel **EN** Enter

Click **▲▼** to change language
Click **EN** to confirm

Note:

There are three kinds of language for you to use:[ENGLISH]
[Traditional Chinese] and [Simple Chinese].

Set Volume

Set Volume

CLR Cancel **EN** Enter

Click **▲▼** to switch options
Click **EN** to enter
Click **CLR** to cancel

Sound VOL : [9]
Alarm VOL : [9]

CLR Cancel **EN** Enter

Use number key to adjust volume
Click **EN** to switch to next field
Click **EN** to confirm

Note:

The range of switch volume is 0-9;0 means soundless.
The range of alarm volume is 0-9;0 means soundless.

SYRDT5-K Reader Operating Guide -2

Set BackLight

Set BackLight

CLR Cancel EN Enter

Click ▲▼ to switch options
 Click EN to enter
 Click CLR to cancel

BackLight Delay
 [000]

CLR Cancel EN Enter

Use number key to change time setting
 Click ▼ to move to next digit
 Click EN to confirm

Note:

The range of back-lighted delay is 000-250.
 The unit it used is "sec".
 When you set data as 000, the back-lighted will keep in shining.

Set Password

Set Password

CLR Cancel EN Enter

Click ▲▼ to switch options
 Click EN to enter
 Click CLR to cancel

PASSWORD
 [1234]

CLR Cancel EN Enter

Use number key to change Password
 Click ▼ to move to next digit
 Click EN to finish setting

Set Reader

Set Reader

CLR Cancel EN Enter

Click ▲▼ to switch options
 Click EN to enter
 Click CLR to cancel

ID:[01]
 MODE:[RS485]

CLR Cancel EN Enter

Use number key to set the ID
 Click EN to move to next field
 Click ▲▼ to change the communication mode
 Click EN to confirm

ID:[01]
 RS485 BIT:[32]

CLR Cancel EN Enter

Use ▲▼ to change the RS485 bits number
 Click EN to confirm

ID:[01]
 WIEGAND BIT:[26]

CLR Cancel EN Enter

Use ▲▼ to change the WIEGAND bits number
 Click EN to confirm

Note:

The range of ID is 01-999.
 There are three modes can choose:
 [WIEGAND] [RS485] and [WIE&485].
RS485 bits can select [24], [32] (default) and [40].
WIEGAND bits can select [26] (default), [34] and [42].

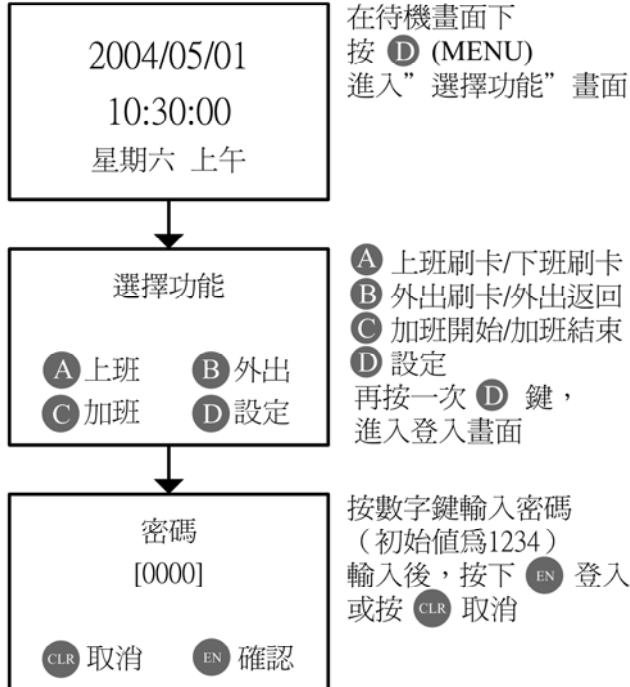
Information of machine version



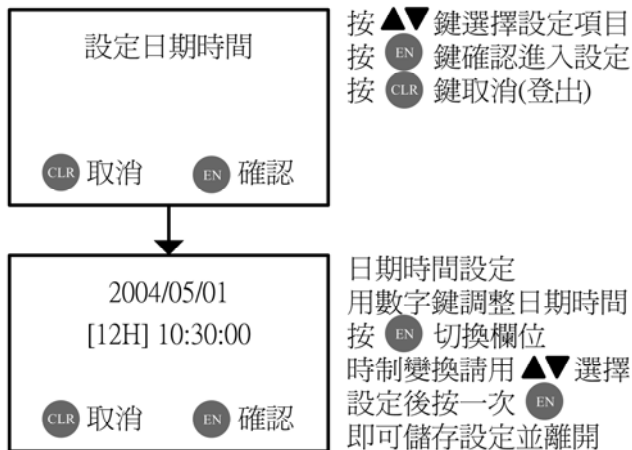
Mode: SYRDT5-K
 Serial Number: 04201234
 Firmware Version: V4.02-01

SYRDT5-K 讀卡機操作說明 (一)

進入設定選單



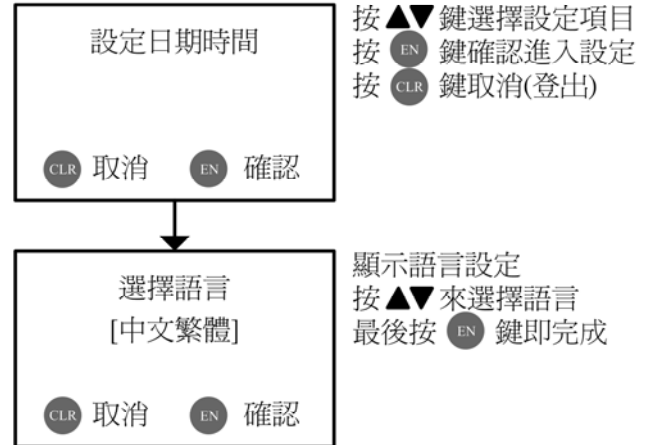
設定日期時間



說明:

日期格式為(年/月/日)。
時間可選擇[12H]12小時制與[24H]24小時制。
時間格式為(時:分:秒)。

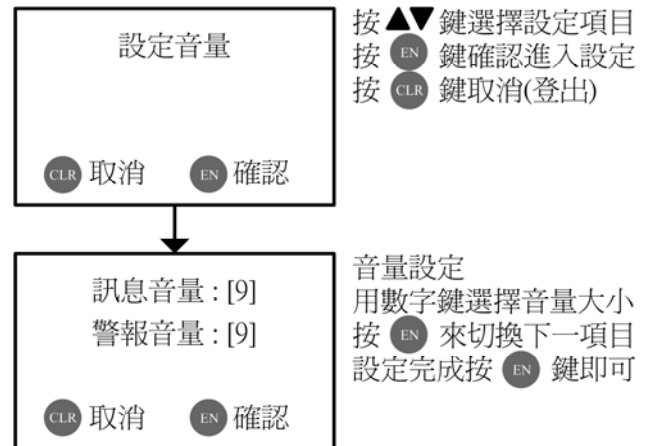
設定顯示語言



說明:

語言提供三種選擇分別為[ENGLISH]、[中文繁體]
與[中文簡體]。

設定音量

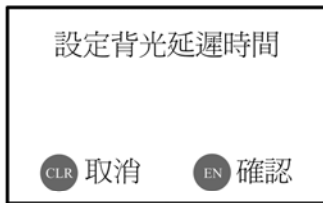


說明:

按鍵音量範圍0-9;0為靜音
警報音量範圍0-9;0為靜音

SYRDT5-K 讀卡機操作說明 (二)

設定背光延遲時間



按 ▲▼ 鍵選擇設定項目
按 EN 鍵確認進入設定
按 CLR 鍵取消(登出)



背光延遲設定
用數字鍵設定時間，
用 ▼ 鍵變換欄位
輸入後再按 EN 鍵即可

說明:
背光延遲時間範圍範圍000-250，單位”秒”
設為000時，背光持續發亮

設定密碼



按 ▲▼ 鍵選擇設定項目
按 EN 鍵確認進入設定
按 CLR 鍵取消(登出)



密碼設定
用數字鍵設定密碼
▼ 鍵變換欄位
輸入後再按 EN 鍵即可

設定讀卡機



按 ▲▼ 鍵選擇設定項目
按 EN 鍵確認進入設定
按 CLR 鍵取消(登出)



讀卡機設定-1
識別碼用數字鍵設定
按 EN 跳到模式設定
使用 ▲▼ 切換通訊協定
模式設定完成後
再按一次 EN 鍵



讀卡機設定-2
用 ▲▼ 切換
RS485位元數
設定完成後，
再按一次 EN 鍵



讀卡機設定-3
使用 ▲▼ 切換
WIEGAND位元數
模式設定完成後，
再按 EN 完成設定

說明:
識別碼(ID)範圍01-999
模式提供三種選擇：
[WIEGAND]、[RS485]與[WIE&485]
RS485 位元數(BIT)可選擇 [24]、[32](預設)、[40]
WIEGAND 位元數(BIT)可選擇 [26](預設)、[34]、[42]

機器版本資訊



SYRDT5-K 為型號
04201234 為機器序號
V4.02-01 為韌體版本